





1. Remove the plastic bag from the end of the sun visor.

2. Remove the side bracket from the sun visor (marked with white circle)



3. Place the side bracket on the A-pillar 655mm from the bottom line of the door pillar and mark the hole positions (remember to mark all mounting holes of the sidebracket).

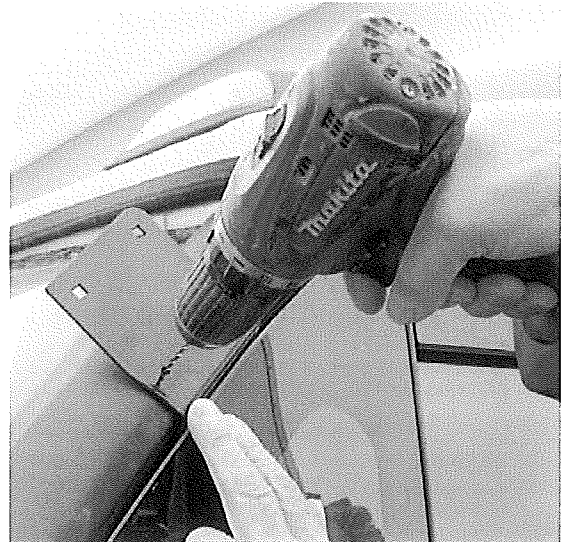




VEPRO OY

3065 IVECO DAILY 04/2014- FITTING INSTRUCTIONS

4. Drill the holes with 3,5 mm bit.



5. Mount the side brackets on the vehicle.

Mount the visor back on the side brackets and tighten all screws.



6. Fit the cover hats on the screws and nut cover hats.

7. Mount the warning label on a place where the driver can see it.

Remember to tighten all screws after few hours drive and every 6 months.

WARNING!

The speed limit for the vehicle with the visor mounted is 130 km/h.
If you drive constantly faster than 130 km/h the visor may tear off!

**ANY NON-COMPLIANCE WITH THESE REGULATIONS CAUSE NO
RESPONSIBILITY TO THE MANUFACTURER OF ANY COSTS AND DAMAGES.**

Osoite/Address
Tehtaankatu 21,
11710 RIIHIMÄKI
FINLAND

Puhelin/Telephone
+ 358 19 724 000

Telefax
+ 358 19 720 765

Pankki/Bank
OKO 539602-254945
Sampo 800016-70104554
FI09001798