

# Mounting instructions

Side bar series: GM-GC-BM-BC-RM-RC


## **Mercedes e-Vito** **Mercedes Vito** **Mercedes V-Klasse**



SW13 (23 Nm)



SW17 (53 Nm)






45 Min.

V1.01 - August 2022



# XX-XX KIT Mercedes



## Parts list

1. 4x Nut M10
2. 4x Spring washer M10
3. 8x Washer ring M10 ( 30 mm )
4. 4x Threaded rod M10 x 80
5. 2x Plate with threaded hole ( 20 x 65 )
6. 2x Plate with threaded hole ( 20 x 35 )
7. 2x Round plastic spacer ( 40 mm height )
8. 2x Round plastic spacer ( 8 mm height )
9. 4x Plastic locking plate
10. 4x Plastic block with hole ( can be black or white )
11. 4x Stainless Steel bracket
12. 4x Stainless Steel bolt M8
13. 4x Stainless Steel Washer ring M8
14. 4x Special plate with threaded hole M8
15. 4x Stainless Steel washer ring M8
16. 4x Stainless Steel spring washer M8
17. 4x Stainless Steel nut M8




Fig. 1




Fig. 2




Fig. 3




Fig. 4

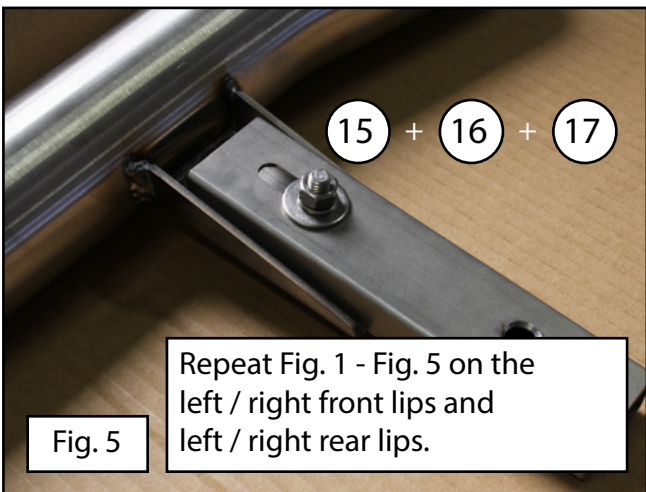


Fig. 5

Repeat Fig. 1 - Fig. 5 on the left / right front lips and left / right rear lips.




Fig. 6




Fig. 7




Fig. 8

